



conservatories & orangeries

Think bigger for more style, more space

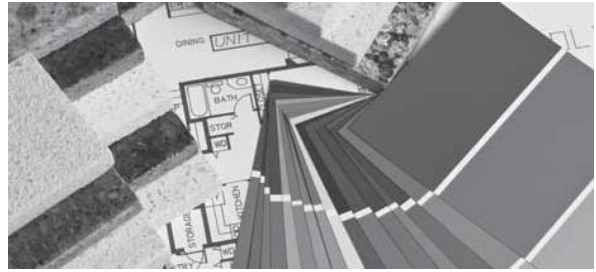


CONSERVATORIES & WINDOWS LTD

Ultraframe[®]
Transforming light and space

A better way to plan

Your project, one supplier, one price. Experienced project managers have all the expertise you need to bring your ideas to life, with state of the art tools to help you visualise your designs and structural engineers on hand to make them happen. Regulatory approval is easy, with a range of products specially designed to meet and exceed building regulations.



A better way to create warm, bright spaces

A better way to build

We work harder to make it easier for you. Because all our high quality components are engineered and pre-manufactured to your specifications, they are faster to fit, and often reduce the number of tradesmen and time required on site. Yet we never compromise on quality to achieve this convenience, so you can have your new room built with complete confidence.

A better way to live

Our thermally efficient glass and innovative building solutions enable you to use more glazing to flood your home with natural light without losing heat in winter, while keeping you cool in summer too. Plus there are endless design and colour options to help you personalise your room, from stylish perimeter pelmets with integrated lighting to super-insulated columns and decorative cornices.



Add style and space the easy way. Let us help you re-imagine your home and take care of all the details.



Ultraframe makes the functional inspirational, creating the innovative solutions you need to make your dream home a reality.



Why choose **Ultraframe**?

Ultraframe is the leading name in conservatories, orangeries, extensions and replacement roofs. We've been designing and manufacturing British made roofing systems and other building solutions for over 30 years and we're proud to have helped extend and improve over two million UK homes.

Conservatory roof manufacturing technology has come a long way in the past 30 years and no more so than in the past 10 years. Advances in glass technology mean that a conservatory can be very thermally efficient and can reduce sun glare, enabling you to use your conservatory all year round. A high performance glass roof allows a plentiful supply of natural light into your home and is available with many design styles and shapes to help you create a stunning space.

06 CONSERVATORIES

14 ORANGERIES

18 STYLE, DESIGN & TECHNICAL



Create a **conservatory** to complement your home

Design your conservatory style to suit your architecture, space and budget, then select from an exciting range of options to make your conservatory your own. Choose from traditional or contemporary designs; super-insulated columns and orangery inspired internal pelmets; and choose from a range of colours to add an extra touch of personality.

Whether you go for a classic design with dwarf walls or a contemporary build with full height glass and bi-fold or sliding doors, you can count on the very best thermal performance and lasting quality.



Choosing a conservatory to extend your home is just the start. Ultraframe gives you so many options to help you create a conservatory that complements both your home and your lifestyle.

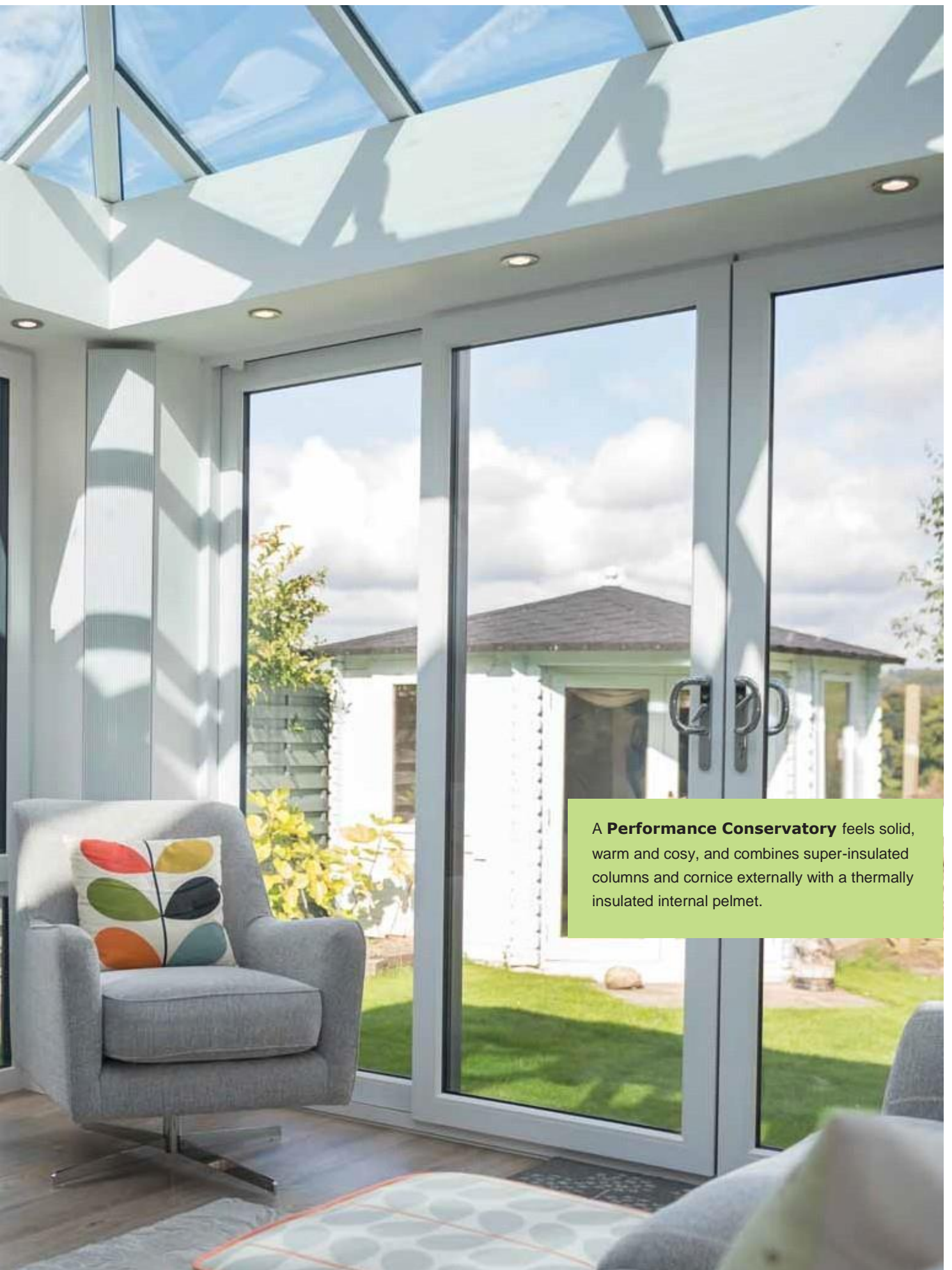
A top class
choice of
conservatories,
designed to suit
your home



Performance Conservatory

The Performance Conservatory features the latest super-insulated column technology which is five times more thermally efficient than standard brick columns. The inclusion of the decorative cornice gutter shroud gives a sense of grandeur to the conservatory externally, and internally, the plastered columns and insulated perimeter ceiling pelmet give a cosy feel to the room. Stunning to look at with superior thermal performance, you will enjoy this conservatory all year round.





A **Performance Conservatory** feels solid, warm and cosy, and combines super-insulated columns and cornice externally with a thermally insulated internal pelmet.





Your conservatory your way

Designer Conservatory

The inclusion of the plastered perimeter ceiling pelmet automatically improves thermal performance. With the option to make it wider and completely filled with mineral wool insulation, this gives the look and feel of a 'real room' particularly with the fitment of lights or speakers. Choose from a range of decorative Cornices (p18) to add shape and style to the outside while hiding the gutters.



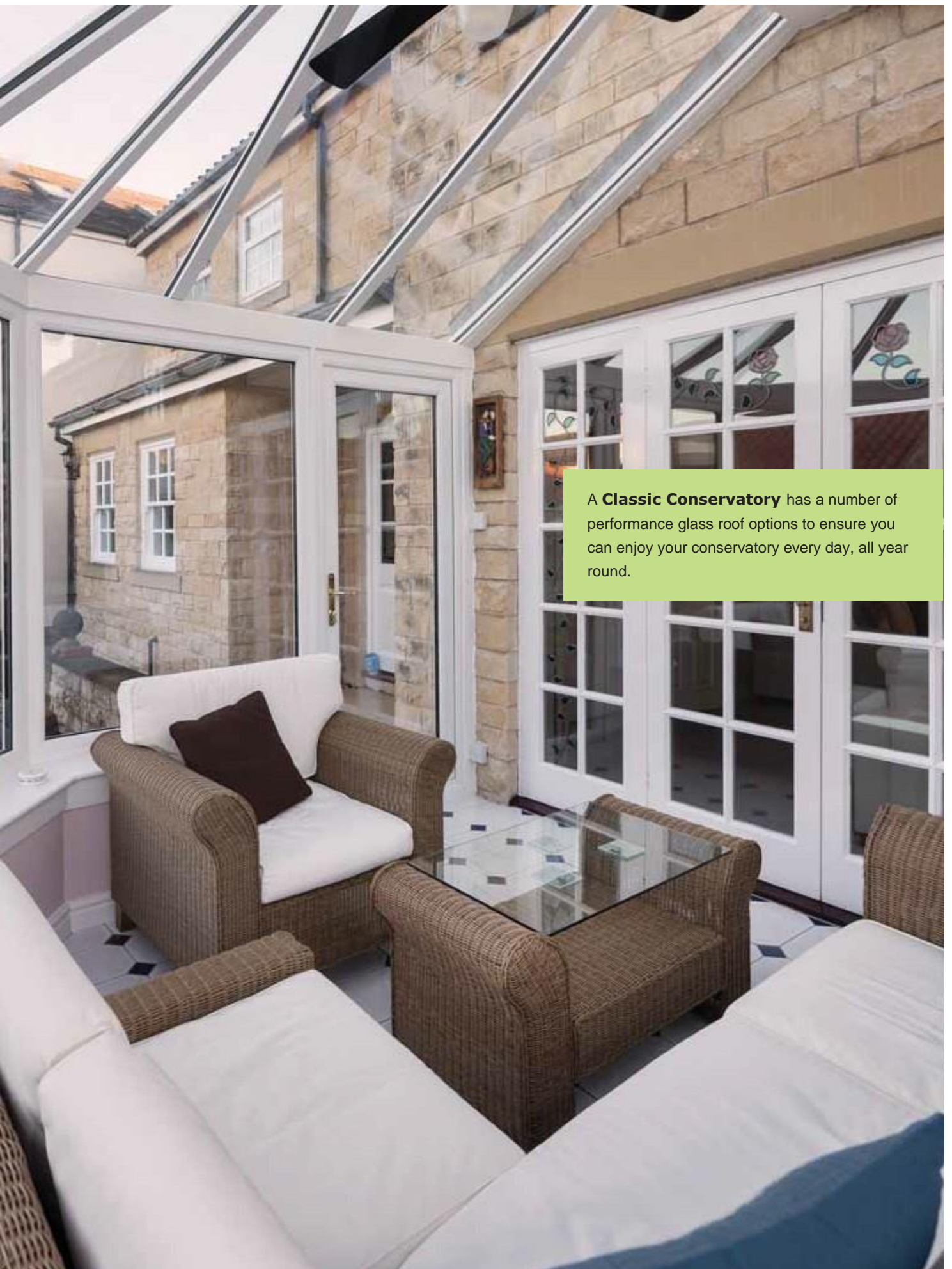
Additional options, like a central lighting panel and bespoke colours, can further personalise your living space.



Classic Conservatory

The Classic Conservatory incorporates the latest high performance glass and can be complemented with a range of optional extras. Choose from traditional or contemporary styles and bring your garden into your home by using full height glazing and bi-folding, sliding or french doors.






A **Classic Conservatory** has a number of performance glass roof options to ensure you can enjoy your conservatory every day, all year round.

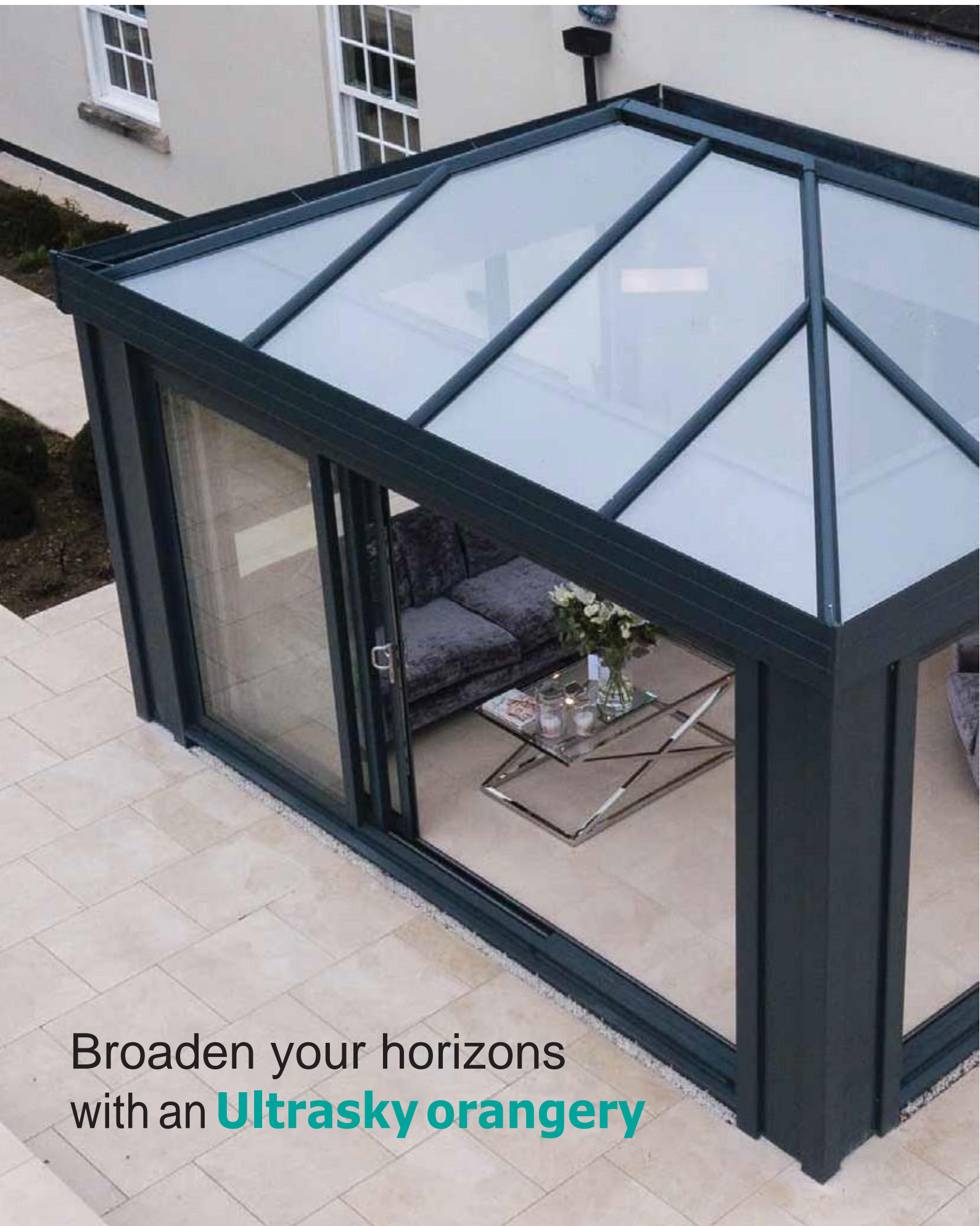
A man and a woman are sitting on a large, light-colored modular sofa in a modern interior. The man is wearing a black t-shirt and glasses, and the woman is wearing a black top. They are both looking towards the right. The room features a large skylight in the ceiling, a dark wooden kitchen area with a built-in oven, and a light-colored brick wall in the background. The overall atmosphere is bright and contemporary.

Simple, stylish and
elegant **orangeries**



Ultrasky creates the perfect living space whether you're entertaining, relaxing with your family, or having a cosy night in.

An Ultrasky orangery offers you an exciting and inspiring alternative, combining the very best of both worlds, with the light, open feeling of a conservatory and the tall, pillared grandeur of an orangery. Always warm, welcoming and cosy, thanks to Ultraframe's advanced insulation technology and thermally efficient glass, an Ultrasky orangery gets its distinctive look from its lantern shaped roof, that creates a real focal point for your new room.



Broaden your horizons
with an **Ultrasky orangery**



Contemporary Orangerie

The Contemporary Orangerie features the Ultrasky Roof, super-insulated columns and a hidden structural goal post.

The Ultrasky Roof is perfect for large openings of bi-fold or sliding doors and combines fresh modern styling with the latest in glazed roof technology. Its discrete strength keeps the ridge and the roof bars surprisingly slender and with fewer bars the design has more light. The Ultrasky Roof is the best way to build stunning orangeries to inspire and impress. The structural goalpost which is concealed within the Ultrasky Roof, carries the load over large door openings or large spans of glass, letting more light flood into the room.

Ultrasky Roof offers a minimalist design with fewer bars and no bulky radius ends (p22), for uninterrupted views and maximum light. Super-insulated columns give five times more thermal efficiency than traditional brick pillars, adding style and solidity for a unique modern design.

Classic Orangerie

The Classic Orangerie combines solid brick pillars and a performance glass roof with an internal insulated pelmet and a range of traditional finishing touches.

Finish your orangerie in style with a choice of flat or curved decorative Cornices (p18), in a range of heights, to carefully conceal the guttering and match the current look of your home.



Insulated internal pelmet

The internal pelmet, in any depth between 300mm and 1200mm means you can enjoy the light of a conservatory, the look of an orangery and the solid feel of an extension, all in one great value option. Not only will you gain added insulation, you'll also add ambience, with space for downlights, spotlights and speakers.

Add sound, light and style;
create the **perfect room** for your
family and friends

Central lighting panel

Choose a central lighting panel and add your choice of light fittings to the central roof ridge. Consider creating discrete pools of light for dining or relaxing, or create feature lighting as the focal point of your interior design. Insulated for added warmth, the panel can also be painted to match your décor.

Super-insulated columns

The Italian style of super-insulated columns adds a classic look to the corners of your room. British engineering delivers five times the insulation of brick, which means you can have more glass and allow more light into your room and still meet Building Regulations.

Decorative cornices

Choose curved cornices for an effortlessly elegant traditional look or flat cornices for more modern designs. One, two or three tier cornices finish your structure in style, while hiding the gutters.



1



2



3

1. Insulated internal pelmet. 2. Central lighting panel. 3. Super-insulated column with flat infill panel and curved Cornice.
 4. Super-insulated column with fluted infill panel and one tier flat Cornice. 5. Super-insulated column with fluted infill panel and two tier flat Cornice. 6. Super-insulated column with flat infill panel and three tier flat Cornice.



4



5



6





White
Paint matching:
RAL9003



Sage Green
Paint matching:
BS14C35



Cream
Paint matching:
RAL9001




Irish Oak



Rosewood



Light Oak



Grey
Paint matching:
RAL7016



Ebony Black
Paint matching:
RAL8022

Live life in colour

Make your living space your own with a range of stylish colours. From sophisticated anthracite grey, to the fresh feel of sage green, colour can make a real style statement. Choose one colour for the inside and another for the outside to complement your property and interior design.

Note: Some options are only available with certain systems/designs. Your Ultraframe installer will advise accordingly.



A coloured conservatory consists of foiled and painted parts along with base colour extrusions. Every effort is made to ensure gloss levels are within reasonable tolerance. RAL and BS colour references are made in good faith. White gutter on white foiled roofs and black gutter is standard on all colour/finishes except Rosewood and Light Oak, where base extrusion colours are used. **Pictures are used for illustration purposes only. Colours throughout are reproduced as accurately as printing/screen will allow, if in doubt always request an actual physical sample of bar/foil/swatch.**

Glazing options

Glass is generally classified in terms of the following performance criteria:



Light Transmission

Percentage of light transmitted through the unit. A low % shows the least light transmitted from the sun.



Solar Rejection

The proportion of the sun's heat that is rejected. Generally the higher the percentage the better the glass is, however if you have a North facing or shady site you may want solar rejection to be lower.



U-Value w/m2

A measure of how good the material is at preventing heat loss to the outside. The lower the figure, the more thermally efficient it is.



UV Protection

The higher the percentage, the lower the possibility of furniture and fabrics fading.



Self Cleaning

All Conservaglass is self cleaning and specially designed to remain cleaner for longer than conventional glass. The transparent coating on the glass, harnesses the power of ultra-violet rays from the sun and rain (or water) to break down dirt and grime then wash it clean away.




Quality as standard

All our glass is toughened, double glazed safety glass: 4mm glass - 16 mm Argon filled cavity – 4 mm glass, with black warm edge spacer as standard. It is manufactured in specialist roof glass factories and guaranteed for 10 years.

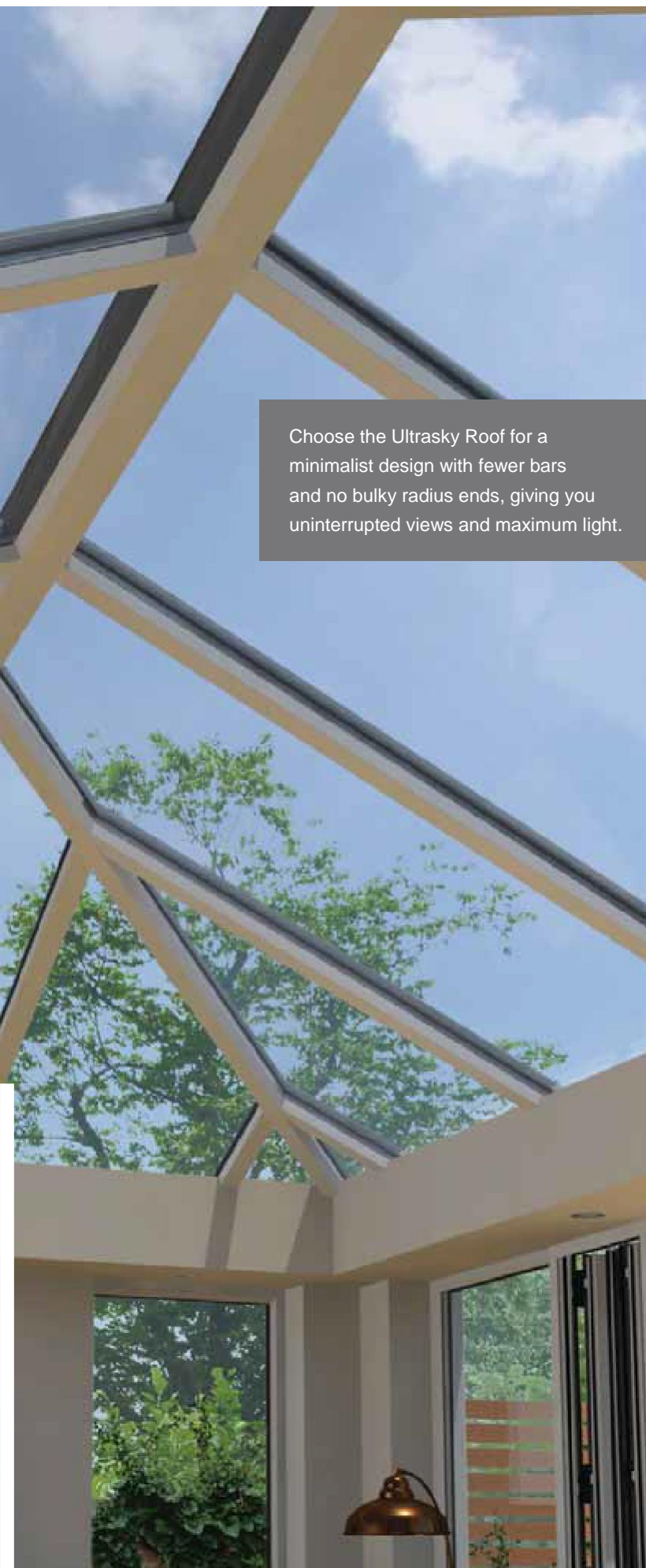


Conservaglass colour options



Conservaglass	Tier 4	Tier 3	Tier 2				Tier 1			
Glass Specification	ULTRA83 Blue	Ultimate Blue	4S Blue	4S Neutral*	4S Aqua	4S Bronze	Blue	Neutral*	Aqua	Bronze
Light Transmission %	25	27	41	37	32	42	52	45	39	52
Solar Rejection %	83	80	72	71	78	66	60	60	72	51
U-Value	1.0	1.0	1.0	1.0	1.0	1.0	1.2	1.2	1.2	1.2
UV Protection/Rejection %	90	90	86	82	90	89	83	78	92	86

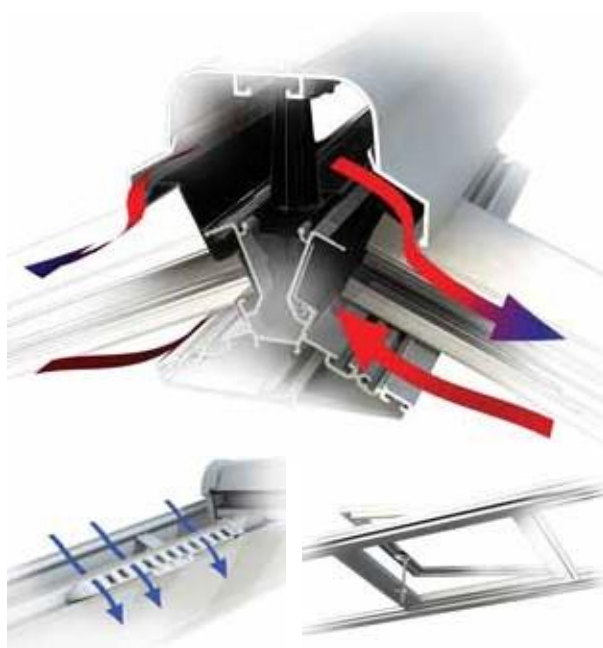
*Neutral coating gives a slightly grey appearance



Choose the Ultrasky Roof for a minimalist design with fewer bars and no bulky radius ends, giving you uninterrupted views and maximum light.

Ventilation

The type of ventilation you need is specific to your conservatory, based on many considerations such as size, shape and most importantly, aspect in relation to the sun. South facing sites may need more ventilation than North facing sites, and other factors to consider include overshadowing from obstacles such as trees and buildings. A range of ventilation options from Ultraframe are available to provide a comfortable living environment.



Engineered to your postcode

All our roofs are engineered for the extremes of the UK climate and every Ultraframe roof is engineered to your specific postcode. Our specialist software uses accurate data from NASA to calculate the altitude of your home along with predicted snow loads and wind speed.

The integrated structural design guide within the software draws on weather data and designs your new conservatory, orangery or extension for extreme snow loads and wind speeds that may occur in your location. Simply give the installer your postcode to ensure compliance with the correct structural loads.

Our extensive research and development team continues to innovate and design our products, so you can be certain that you're getting the latest in roofing technology engineered specifically for your own home.



Featured image: Classic Conservatory see pages 12 to 13.
For further information ask for the CORE brochure.

more **style**, more **space**

Job No. 3735 Ultraframe **CO**(re) CRB001 AVJ 10K 2/18
It is Ultraframe's policy to continually seek to improve its products, processes and service and we reserve the right to change specifications without prior notice. We have been trading for nearly 35 years and strive to deliver unrivalled quality and service.



CONSERVATORIES & WINDOWS LTD
www.ccw ltd.co.uk
info@ccw ltd.co.uk
01252 617385

Ultraframe[®]